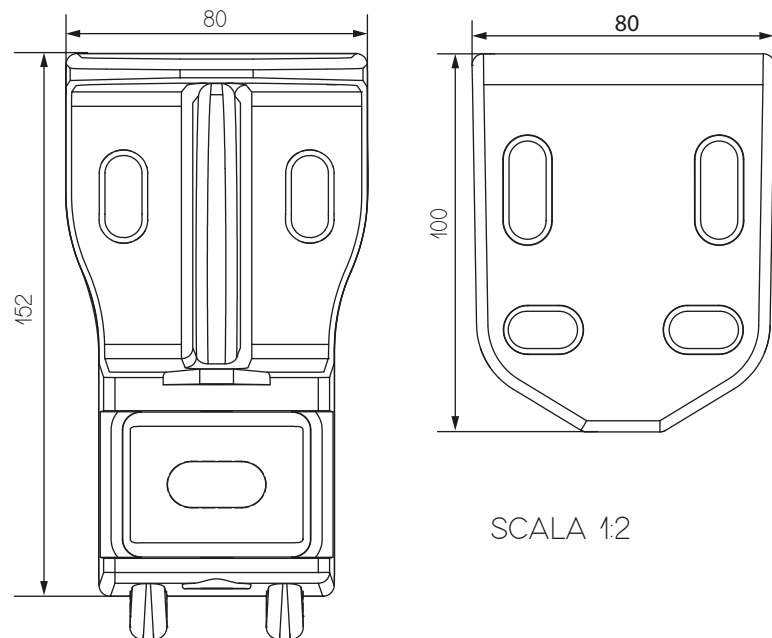
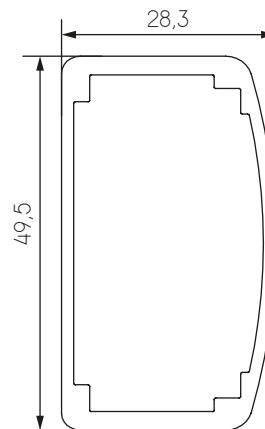


Staffe universali Parete / Soffitto



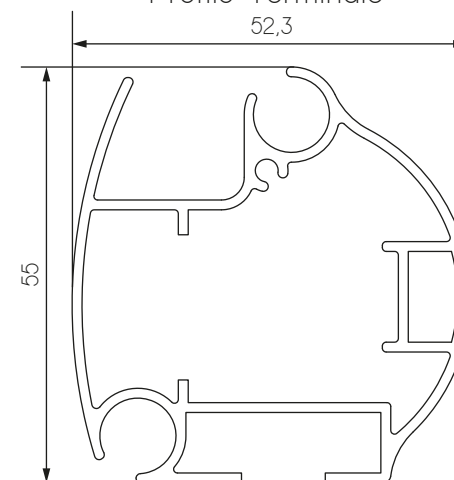
SCALA 1:2

Profilo Bracci

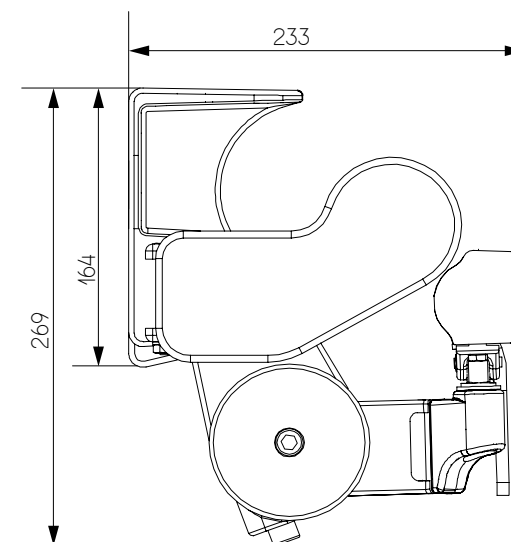


SCALA 1:1

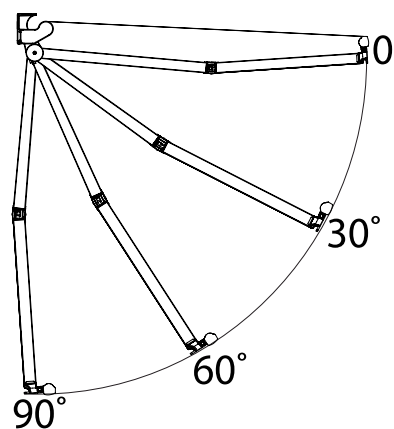
Profilo Terminale



Ingombro Tenda chiusa



Inclinazione Bracci



ingombro minimo bracci

	2 br	4 br	6 br
160	188	372	554
185	213	423	649
210	238	474	726
235	263	525	803
260	288	574	860
285	313	645	957
310	338	696	1034

Caratteristiche tecniche

11:1
16:1*
di serie da sporg. 2.85 con 4 bracci

